

- **2:1 Input Range**
- **Efficiency to 90%**
- **2" x 1" Package**
- **continuous short circuit Protection**
- **Remote On/Off**
- **Ext. Output Trim**



Model Number	Input Voltage	Output Voltage	Output Current	Input Current No Load	Current Full Load	% Eff.
TP20-12D12	9-18 V	±12V	±835 mA	40 mA	1856 mA	90
TP20-12D15	9-18 V	±15V	±670 mA	40 mA	1861 mA	90
TP20-24S1.8	18 -36 V	1.8 VDC	6000 mA	30 mA	523 mA	86
TP20-24S2.5	18 -36 V	2.5 VDC	6000 mA	30 mA	710 mA	88
TP20-24S3.3	18 -36 V	3.3 VDC	5000 mA	50 mA	764 mA	90
TP20-24S05	18 -36 V	5 VDC	4000 mA	55 mA	926 mA	90
TP20-24S12	18 -36 V	12 VDC	1670 mA	55 mA	928 mA	90
TP20-24S15	18 -36 V	15 VDC	1330 mA	55 mA	924 mA	90
TP20-24D12	18 -36 V	±12V	±835 mA	20 mA	928 mA	90
TP20-24D15	18 -36 V	±15V	±670 mA	20 mA	930 mA	90
TP20-48S1.8	36 – 75 V	1.8 VDC	6000 mA	30 mA	262 mA	86
TP20-48S2.5	36 – 75 V	2.5 VDC	6000 mA	30 mA	359 mA	87
TP20-48S3.3	36 – 75 V	3.3 VDC	5000 mA	30 mA	386 mA	89
TP20-48S05	36 – 75 V	5 VDC	4000 mA	40 mA	463 mA	90
TP20-48S12	36 – 75 V	12 VDC	1670 mA	40 mA	469 mA	89
TP20-48S15	36 – 75 V	15 VDC	1330 mA	40 mA	472 mA	88
TP20-48D12	36 – 75 V	±12V	±835 mA	10 mA	464 mA	90
TP20-48D15	36 – 75 V	±15V	±670 mA	10 mA	471 mA	89

All Specifications are Typical at Nominal Line, Full load, and 25°C Unless Otherwise Noted / © TECHNO-PROJEKT 2007

INPUT SPECIFICATIONS

INPUT UNDER-VOLTAGE LOCKOUT.....	12Vin power down.....	8.0V typ
	12Vin power up	8.8V typ
	24Vin power down	16V typ
	24Vin power up	17V typ
	48Vin power down	33V typ
	48Vin power up.....	34V typ
INPUT FILTER.....		PI Type

OUTPUT SPECIFICATIONS

Voltage Accuracy.....		±1.5% max
RIPPLE AND NOISE, 20MHz BW		max. 75mVpp.
Temperature Coefficient		±0.03%/C max
Line Regulation ¹		±0.2%.
Load Regulation ²		±1.0%.
Over Voltage Protection.....	(Zenerdiode)	
Short Circuit Protection		continuous
EXTERNAL TRIM ADJUSTABLE RANGE		±10%

GENERAL SPECIFICATIONS

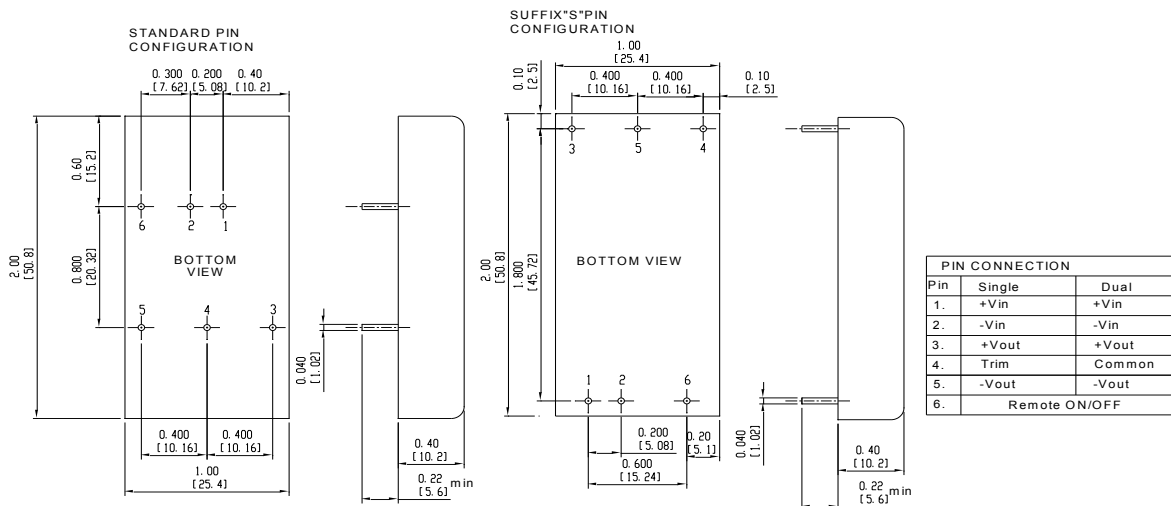
ISOLATION VOLTAGE.....		1500VDC max.
ISOLATION RESISTANCE		10 MOhm
SWITCHING FREQUENCY.....		350KHz typ.
OPERATING TEMPERATURE RANGE.....		-40°C TO +85°C
DERATING, ABOVE 71°C	LINEARY TO ZERO POWER AT 100 °C	
THERMAL SHUT DOWN; CASE TEMPERATURE		100°Cmax.
STORAGE TEMPERATURE RANGE.....		-55°C TO +125°C
CASE MATERIAL	Black Coated Copper with Non-Conductive Base	
DIMENSIONS	2,00×1,00×0,40 INCHES	(50.8 × 25.4 × 10.2mm)

NOTE:

1. Measured From High Line To Low Line
2. Measured From Full Load To 10% Load
3. Maximum case temperature under any operating conditions should not exceed 100°C
4. Suffix "S" for Model Number with Alternative Pin Configuration (only for single output)

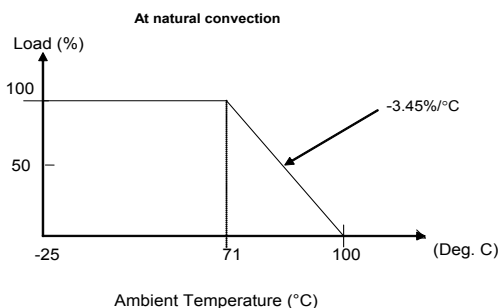
MECHANICAL SPECIFICATIONS

All Dimensions In Inches (mm)
Tolerances Inches .XX= ±0.04, .XXX= ±0.10
Millimeters .XX= ±0.5, .XXX= ±1.25

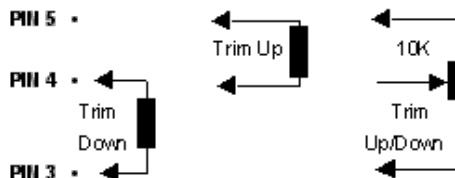


NOTE: Pin Size = 0.02" (0.5mm) Ø

DERATING CURVE EXTERNAL OUTPUT TRIM



Output Voltage Adjust ±10% with fixed Resistor or External Trimpot



REMOTE ON/OFF CONTROL

Logic Compatibility	Open collector TTL refer to -Input
Modul ON	> 5.5V or Open Circuit
Module OFF	<1.2 Vdc